

AC axial fan

sickled blades (S series)

ebm-papst Mulfingen GmbH & Co. KG

Bachmühle 2
 D-74673 Mulfingen
 Phone: +49(0)7938/81-0
 Fax: +49(0)7938/81-110
 info1@de.ebmpapst.com
 www.ebmpapst.com

Nominal data

Type	A2E250-AL06-01		
Motor	M2E068-CF		
Phase		1~	1~
Nominal voltage	V	230	230
Frequency	Hz	50	60
Type of data definition		rfa	rfa
Valid for approval / standard		CE	CE
Speed	min ⁻¹	2450	2600
Power input	W	115	150
Current draw	A	0.51	0.66
Motor capacitor	µF	3	3
Capacitor voltage	VDB	400	400
Capacitor standard		P0 (CE)	P0 (CE)
Max. back pressure	Pa	120	85
Max. ambient temperature	°C	65	50

ml = max. load · me = max. efficiency · rfa = running at free air · cs = customer specs · cu = customer unit
 Subject to alterations

Distributed By:



Freephone 0508 634 341 | Fax 09 634 7417

7 Monier Pl, Mt Wellington, Auckland 1060, New Zealand

Technical features

Leakage current	< 0.75 mA
Size	250 mm
Operation mode	S1
Direction of rotation	Counter-clockwise, seen on rotor
Mounting position	Shaft horizontal or rotor on bottom; rotor on top on request
Humidity class	F1-2
Direction of air flow	"V"
Insulation class	"B"
Cable exit	Variable
Condensate discharge holes	Rotor-side
Motor bearing	Ball bearing
Mass	2 kg
Material of blades	Sheet steel, coated in black
Motor protection	Thermal overload protector (TOP) wired internally
Product conforming to standard	CE; EN 60335-1
Surface of rotor	Coated in black
Number of blades	7
Type of protection	IP 44
Protection class	I
Max. permissible ambient motor temp. (transp./ storage)	+ 80 °C
Min. permissible ambient motor temp. (transp./storage)	- 40 °C
Approval	CCC; GOST

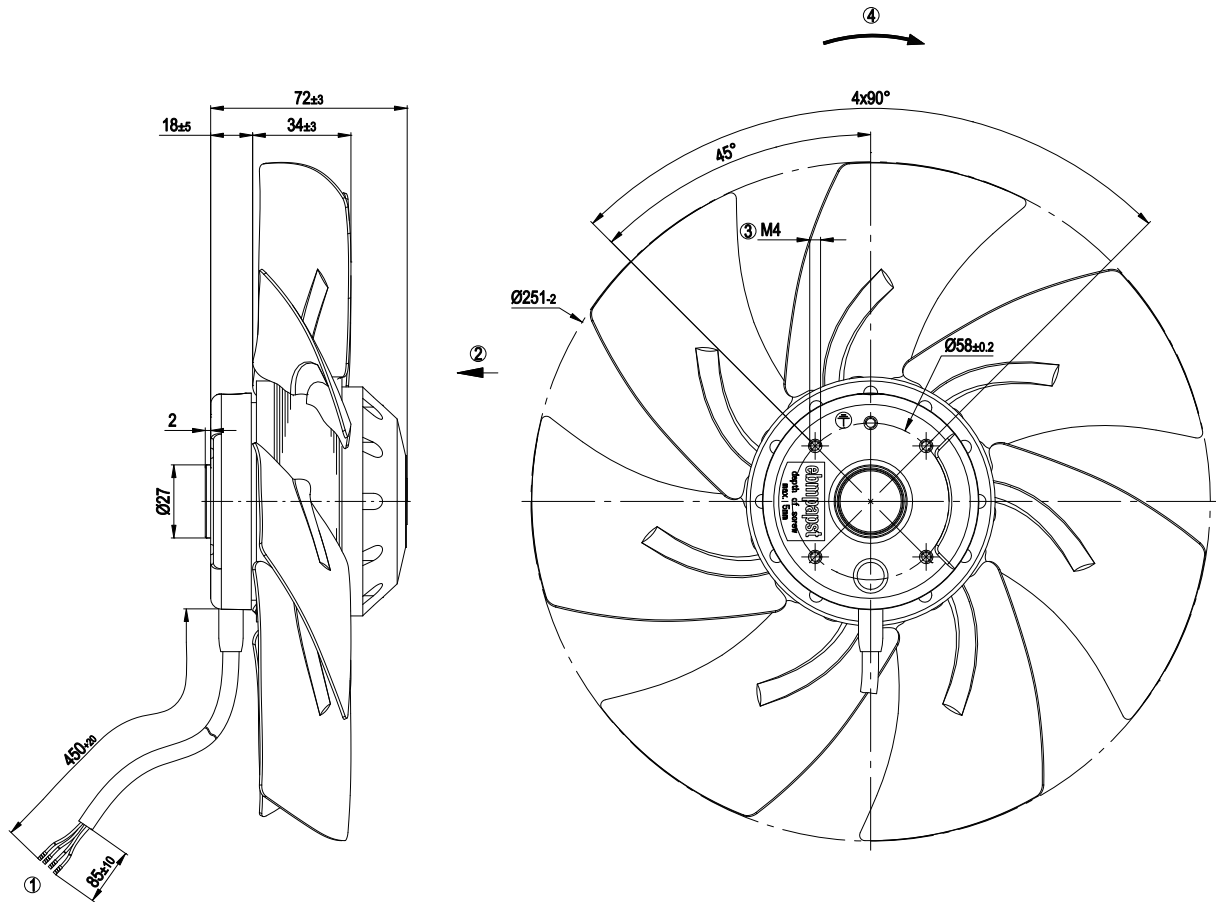
Distributed By:



Freephone 0508 634 341 | Fax 09 634 7417

7 Monier Pl, Mt Wellington, Auckland 1060, New Zealand

Product drawing



1	Connection line PVC, 4x crimped core-end sleeves
2	Direction of air flow "V"
3	Depth of screw max. 5 mm
4	Direction of rotation counterclockwise, seen on rotor

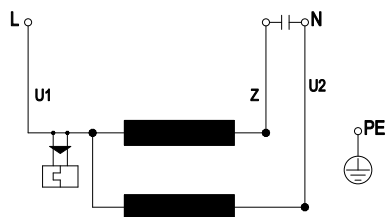
Distributed By:



Freephone 0508 634 341 | Fax 09 634 7417

7 Monier Pl, Mt Wellington, Auckland 1060, New Zealand

Connection screen



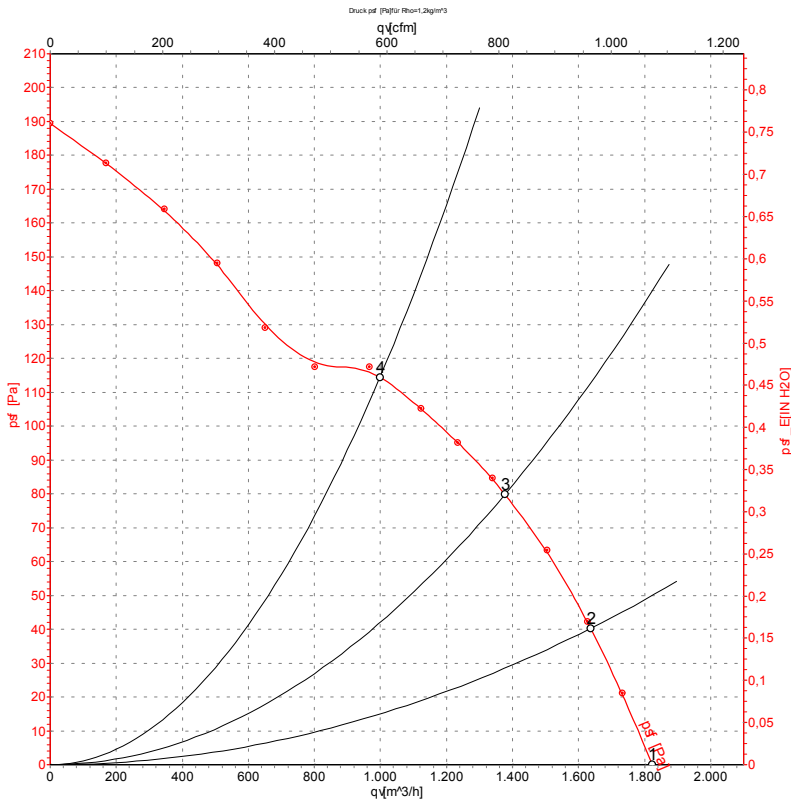
U1	blue	Z	brown	U2	black
PE	green/yellow				

Distributed By:



Freephone 0508 634 341 | Fax 09 634 7417
7 Monier Pl, Mt Wellington, Auckland 1060, New Zealand

Charts: Air flow 50 Hz



Measurement: LU-59608

Air performance measured as per ISO 5801 Installation Category A. For detailed information on the measuring set-up, please contact ebm-papst. Suction-side noise levels: LwA measured as per ISO 13347 / LpA measured with 1m distance to fan axis. The values given are valid under the measuring conditions mentioned above and may vary according to the actual installation situation. With any deviation from the standard set-up, the specific values have to be checked and reviewed with the unit installed.

Measured values

	U	f	n	P ₁	I	qv	p _{sf}
	V	Hz	min ⁻¹	W	A	m ³ /h	Pa
1	230	50	2450	115	0.51	1820	0
2	230	50	2420	120	0.52	1635	40
3	230	50	2335	128	0.56	1375	80
4	230	50	2270	134	0.58	1000	115

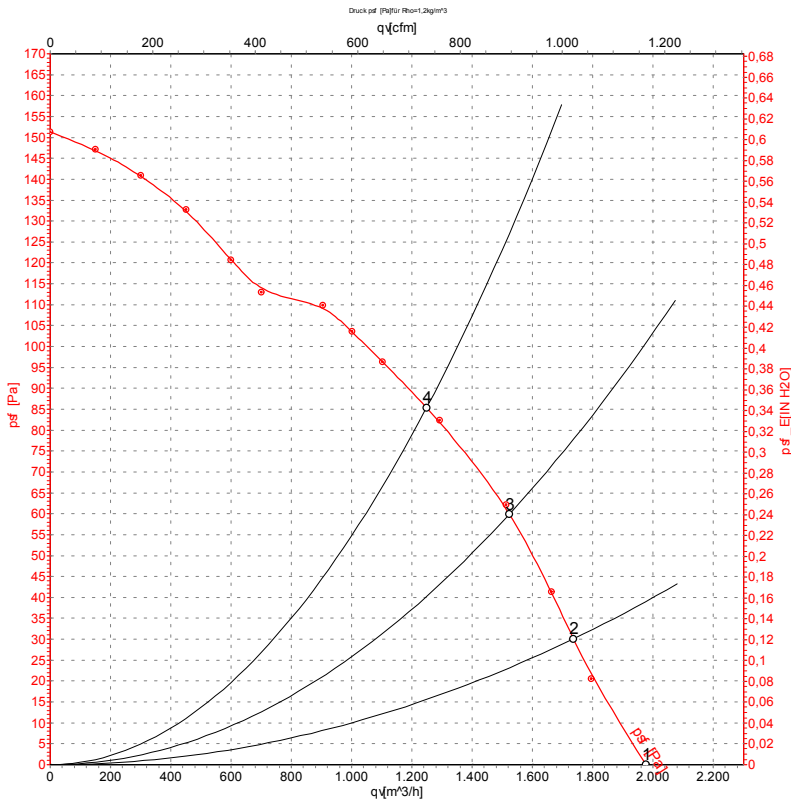
Distributed By:



Freephone 0508 634 341 | Fax 09 634 7417

7 Monier Pl, Mt Wellington, Auckland 1060, New Zealand

Charts: Air flow 60 Hz



Measurement: LU-59609

Air performance measured as per ISO 5801 Installation Category A. For detailed information on the measuring set-up, please contact ebm-papst. Suction-side noise levels: LwA measured as per ISO 13347 / LpA measured with 1m distance to fan axis. The values given are valid under the measuring conditions mentioned above and may vary according to the actual installation situation. With any deviation from the standard set-up, the specific values have to be checked and reviewed with the unit installed.

Measured values

	U	f	n	P ₁	I	qv	p _{sf}
	V	Hz	min ⁻¹	W	A	m ³ /h	Pa
1	230	60	2600	150	0.66	1970	0
2	230	60	2525	156	0.68	1735	30
3	230	60	2415	160	0.70	1525	60
4	230	60	2300	164	0.71	1250	85

Distributed By:



Freephone 0508 634 341 | Fax 09 634 7417

7 Monier Pl, Mt Wellington, Auckland 1060, New Zealand