

S4D450-AN14-01

AC axial fan - HyBlade®

sickled blades (S series)

with guard grille for short nozzle

ebm-papst Mulfingen GmbH & Co. KG

Bachmühle 2 · D-74673 Mulfingen

Phone +49 7938 81-0

Fax +49 7938 81-110

info1@de.ebmpapst.com

www.ebmpapst.com

Limited partnership · Headquarters Mulfingen
County court Stuttgart · HRA 590344

General partner Elektrobau Mulfingen GmbH · Headquarters Mulfingen
County court Stuttgart · HRB 590142



Nominal data

Type	S4D450-AN14-01		
Motor	M4D094-FA		
Phase		3~	3~
Nominal voltage	VAC	400	400
Connection		Δ	Y
Frequency	Hz	50	50
Type of data definition		ml	ml
Valid for approval / standard		CE	CE
Speed	min ⁻¹	1330	1040
Power input	W	460	310
Current draw	A	0.95	0.52
Max. back pressure	Pa	130	78
Min. ambient temperature	°C	-25	-25
Max. ambient temperature	°C	65	65
Starting current	A	3.3	1.1

ml = max. load · me = max. efficiency · fa = running at free air · cs = customer specs · cu = customer unit
Subject to alterations

Data according to ErP directive

Installation category	A	Overall efficiency η_{es}	Actual	Request 2013	Request 2015
Efficiency category	Static	Efficiency grade N	34.3	27.5	31.5
Variable speed drive	No	Power input P_e	42.8	36	40
Specific ratio*	1.00	kW	0.45		
		Air flow q_v			
		Pressure increase p_{fs}			
		Speed n			
		m ³ /h	4530		
		Pa	124		
		min ⁻¹	1335		

Data established at point of optimum efficiency

Distributed By:



Freephone 0508 634 341 | Fax 09 634 7417

7 Monier Pl, Mt Wellington, Auckland 1060, New Zealand



Technical features

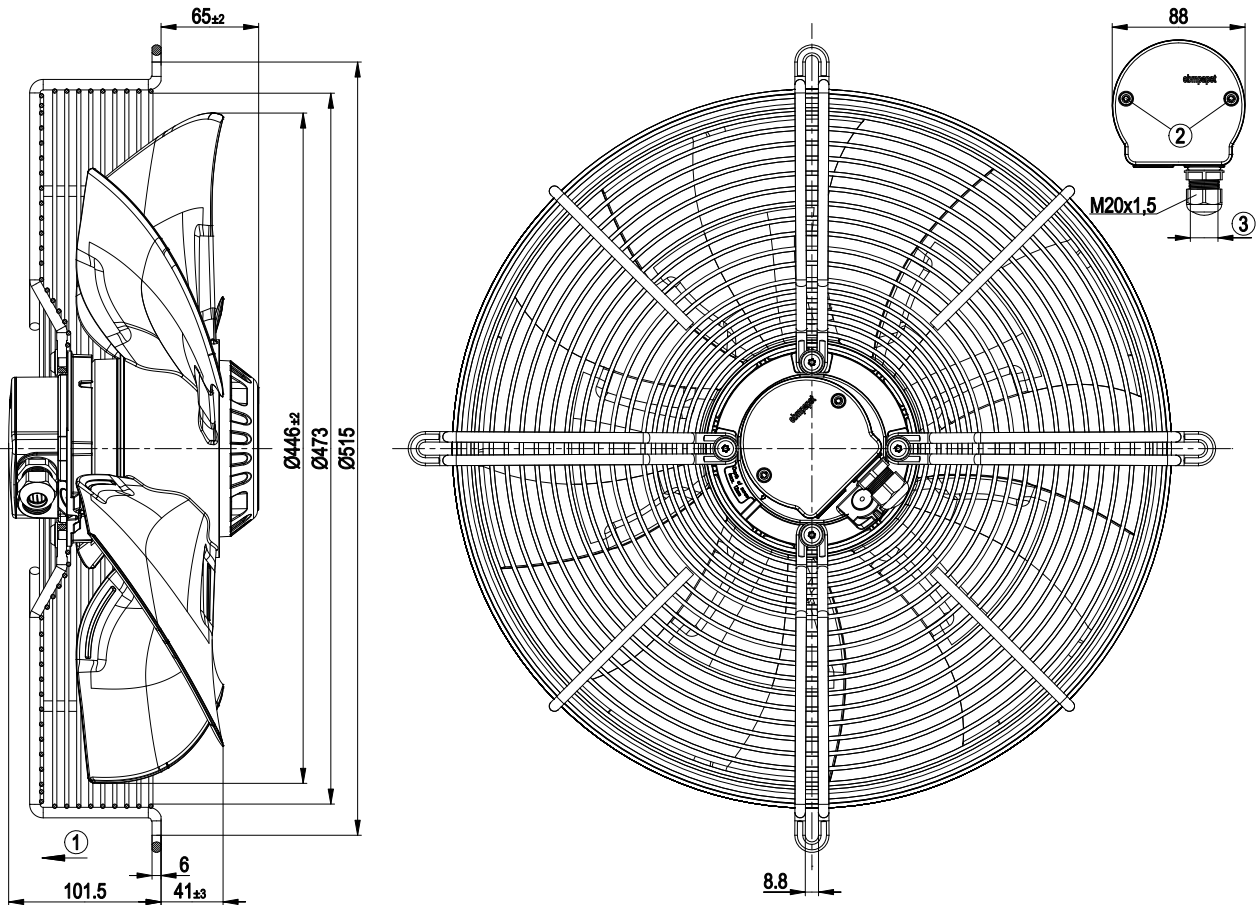
Mass	8.5 kg
Size	450 mm
Surface of rotor	Coated in black
Material of terminal box	ABS plastic
Material of blades	PP plastic
Material of guard grille	Steel, coated in black plastic (RAL9005)
Number of blades	5
Direction of air flow	"V"
Direction of rotation	Counter-clockwise, seen on rotor
Type of protection	IP 54
Insulation class	"F"
Humidity class	F4-1
Max. permissible ambient motor temp. (transp./ storage)	+ 80 °C
Min. permissible ambient motor temp. (transp./storage)	- 40 °C
Mounting position	Shaft horizontal or rotor on bottom; rotor on top on request
Condensate discharge holes	Rotor-side
Operation mode	S1
Motor bearing	Ball bearing
Touch current acc. IEC 60990 (measuring network Fig. 4, TN system)	<= 3.5 mA
Electrical leads	Via terminal box
Motor protection	Thermal overload protector (TOP) brought out
Protection class	I (if protective earth is connected by customer)
Product conforming to standard	EN 60034-1 (2004); CE

AC axial fan - HyBlade®

sickled blades (S series)

with guard grille for short nozzle

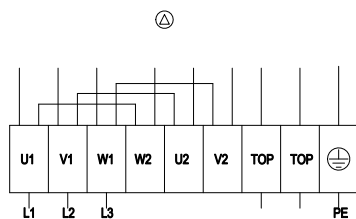
Product drawing



1	Direction of air flow "V"
2	Tightening torque 1.0 ± 0.15 Nm
3	Cable diameter: min. 6 mm, max. 12 mm; tightening torque: 2±0.2 Nm

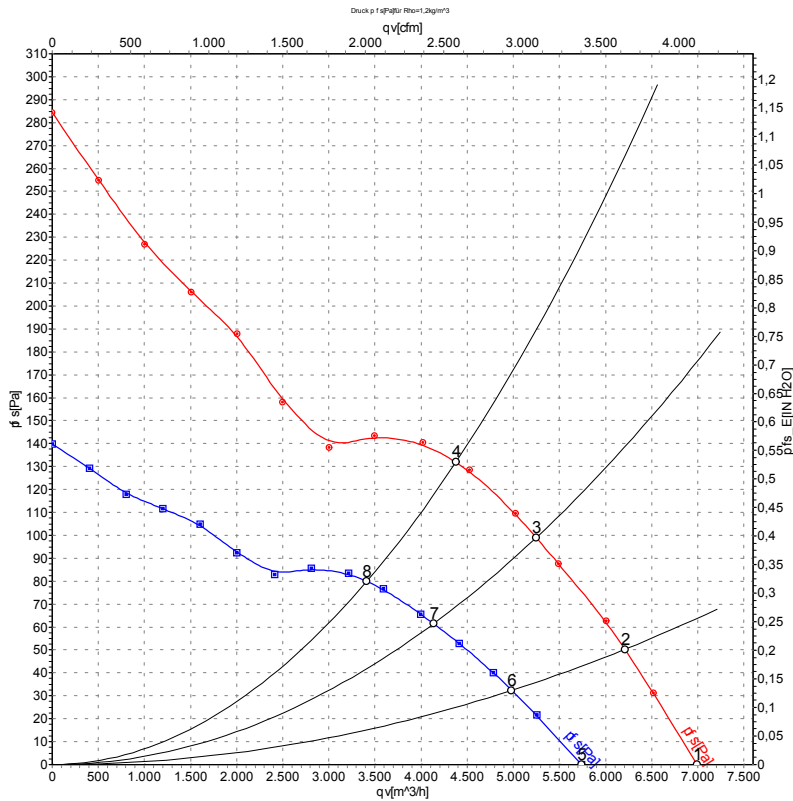


Connection screen



△	Delta-connection	L1	= U1 = black	L2	= V1 = blue
L3	= W1 = brown	W2	yellow	U2	green
V2	white	TOP	2 x grey	PE	green / yellow

Charts: Air flow 50 Hz



Measurement: LU-108389
Measurement: LU-108390

Air performance measured as per ISO 5801 Installation category A. For detailed information on the measuring set-up, please contact ebm-papst. Suction-side noise levels: LwA measured as per ISO 13347 / LpA measured with 1m distance to fan axis. The values given are valid under the measuring conditions mentioned above and may vary according to the actual installation situation. With any deviation from the standard set-up, the specific values have to be checked and reviewed with the unit installed.

Measured values

	Conn.	U	f	n	P _e	I	LpA _{in}	LwA _{in}	qv	P _{fs}
		V	Hz	min ⁻¹	W	A	dB(A)	dB(A)	m ³ /h	Pa
1	Δ	400	50	1375	369	0.86	65	71	6995	0
2	Δ	400	50	1360	410	0.90	62	68	6210	50
3	Δ	400	50	1345	440	0.93	61	68	5250	100
4	Δ	400	50	1330	460	0.95	62	69	4380	130
5	Y	400	50	1145	269	0.45	61	67	5740	0
6	Y	400	50	1090	293	0.49	58	64	4980	32
7	Y	400	50	1060	306	0.51	56	62	4135	62
8	Y	400	50	1040	310	0.52	57	63	3410	80

Conn. = Connection · U = Supply voltage · f = Frequency · n = Speed · P_e = Power input · I = Current draw · LpA_{in} = Sound pressure level inlet side · LwA_{in} = Sound power level inlet side
qv = Air flow · P_{fs} = Pressure increase

Distributed By:



Freephone 0508 634 341 | Fax 09 634 7417

7 Monier Pl, Mt Wellington, Auckland 1060, New Zealand

