



DATASHEET

OUR G SERIES

ENGLISH

The G series is the perfect solution for larger applications that require high efficiency, high-volume airflow and low noise. The series has a diameter range of 1300-2746 millimeters and features two of our most popular impellers: the 10G airfoil and the 1G sickle.

Our G series sickle impellers generate more pressure while reducing noise, and our G airfoil design saves horsepower while generating high-volume airflow for optimum efficiency. The spectrum of G series impellers is ideal for applications ranging from industrial heat exchangers to HVACR.

Dimensions

1G max. diameter mm	10G max. diameter mm	Pos. in hub	Ø Bore Min.-max.	Length of hub mm
2220	2430	3, 5	12,7 - 66,68 using Taper Lock	60
2220	2430	3, 5	67 - 80	60
2220	2430	3, 5	37 - 80	112
2220	2430	3, 5	47 - 80	142
2220	2430	3, 5	38 - 80, 90	172
2320	2530	6	12,7 - 66,68 using Taper Lock	60
2320	2530	6	67 - 80	60
2320	2530	6	37 - 80	112
2320	2530	6	47 - 80	142
2320	2530	6	38 - 80, 90	172
2536	2746	8	12,7 - 66,68 using Taper Lock	60
2536	2746	8	67 - 80	60
2536	2746	8	37 - 80	112
2536	2746	8	47 - 80	142
2536	2746	8	38 - 80, 90	172

Design Features

Adjustable pitch with 1° increment ranging from 20° to 50°. Fan blades are available for both clock-wise and counter-clock-wise rotation.

4 hub sizes (3, 5, 6 and 8 fan blades), each available in a range of bore/fixing configurations.

Materials

The hub parts are as standard manufactured in a gravity die cast silumin alloy (EN AC-AI Si12(a)). The 3-blade hub is manufactured in a pressure die cast silumin alloy (EN AC-AI Si12 CU1 (Fe)). The fan blades are available in the following 3 materials to suit applications with different speeds and ambient temperature.

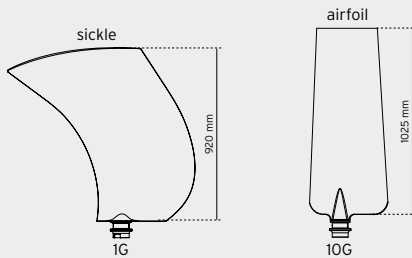
PPG Glass reinforced polypropylene
Temperature range: -10°C to +80°C

PAG Glass reinforced polyamide
Temperature range: -40°C to +120°C

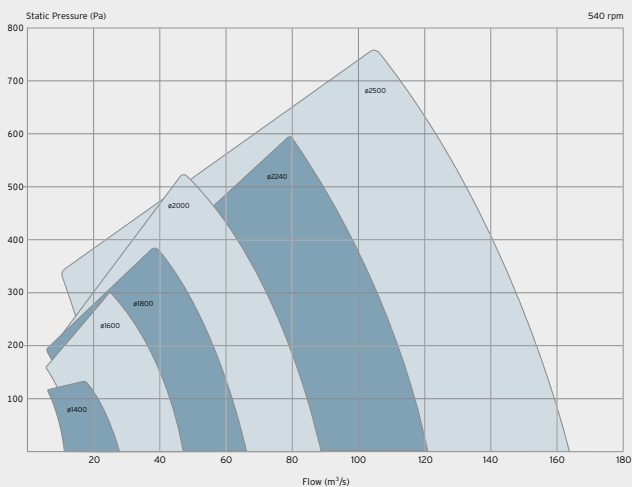
PAGAS Anti static glass reinforced polyamide
Temperature range: -40°C to +110°C

We reserve the right to change the materials of manufacture. The values for the mechanical properties are mean values and can be subject to variations due to the use of different suppliers.

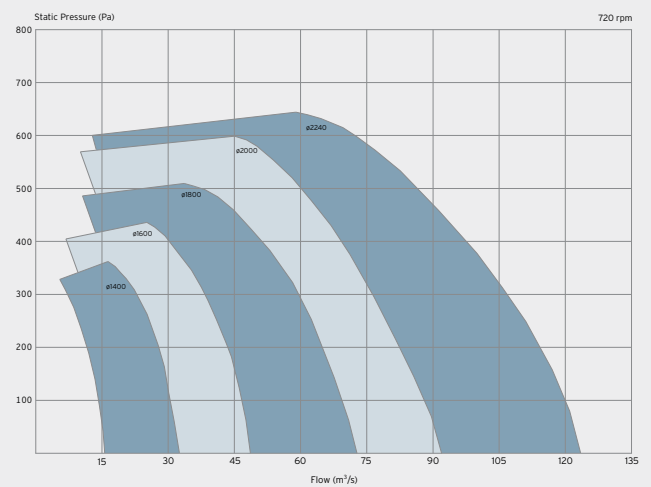
All dimensions are in mm. The max. diameter may vary depending on the blade material.



Selection guide



Selection guide



Distributed By: