

ONGA®

SMH SERIES

STAINLESS STEEL DOMESTIC PRESSURE PUMP
HORIZONTAL MULTISTAGE PUMP



SMHP550



FEATURES

Stainless steel casing provides strength and superior protection against corrosion and the elements.

Precision moulded internals for high performance and durability.

Coupled with a Presscontrol or pressure switch kit becomes reliable automatic pressure system.

Loss of prime protection when coupled with Presscontrol.

D.R.O.P. system (except SMH35).

Inbuilt thermal overload.

Range of models covering most applications.

Max. head - 61m.

Max. flow - 124lpm.

APPLICATIONS

-Domestic pressure system (with Presscontrol or pressure switch kit), pressure boosting, irrigation and garden water supply and water transfer.

SCOPE OF SUPPLY

SMH35/45/55/75/90
manual pressure pump.

SMHP45/55/75/90
SMH45/55/75/90 pump with Onga Press-control.

SMHK45/55/75/90
SMH45/55/75/90 pump with pressure switch kit and pressure tank.

PUMP INFORMATION

Horizontal, multistage, surface mounted centrifugal pump with closed impellers for pumping debris free water, coupled to a cool running Totally Enclosed Fan Cooled 2 pole motor with inbuilt thermal overload and Dry Run Over-temperature Protection (except SMH35) mounted on a stainless steel base.

OPERATING CONDITIONS

Suitable for pumping clean non-aggressive liquids without solids or fibres in suspension.

Fluid:	Water.
Maximum water temperature:	50°C.
Minimum water temperature:	1°C.
Maximum ambient temperature:	50°C.
Minimum working pressure:	140kPa.
Maximum working pressure:	700kPa.

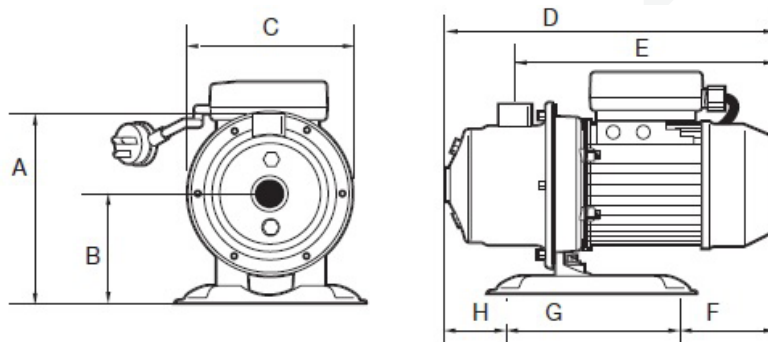
Distributed By:

ELECTRICAL DATA

Type	Type of current	Voltage ±10%	Frequency Hz	Motor rating kW		RPM min	Full Current	Locked rotor current	Motor protection	Insulation class	IP rating
				P1	P2						
SMH35	1-phase	230	50	0.5	0.35	2850	2 A	-	Inbuilt	F	IP44
SMH45	1-phase	230	50	0.6	0.45	2850	3.2 A	10 A	Inbuilt	F	IP44
SMH55	1-phase	230	50	0.8	0.55	2850	4 A	11.5 A	Inbuilt	F	IP44
SMH75	1-phase	230	50	1.1	0.75	2850	4.8 A	20 A	Inbuilt	F	IP44
SMH90	1-phase	230	50	-	0.9	2850	6.1 A	22 A	Inbuilt	F	IP44

DIMENSIONS

Type	Pump Length x Width x Height	Weight approx.	Packed Length x Width x Height	Packed weight approx.	Pump inlet	Pump outlet
SMH35	295 x 178 x 192 mm	7.3kg	380 x 190 x 255 mm	7.3kg	1" BSP (female)	1" BSP (female)
SMH45	320 x 178 x 192 mm	7.8kg	380 x 190 x 255 mm	8kg	1" BSP (female)	1" BSP (female)
SMH55	340 x 178 x 192 mm	9.5kg	380 x 190 x 255 mm	10kg	1" BSP (male)	1" BSP (female)
SMH75	340 x 178 x 192mm	10kg	380 x 190 x 255 mm	10.5kg	1" BSP (female)	1" BSP (female)
SMH90	360 x 178 x 192 mm	10.4kg	380 x 190 x 255 mm	11kg	1" BSP (female)	1" BSP (female)
SMHP45	320 x 178 x 420 mm	9kg	N/A	N/A	1" BSP (female)	1" BSP (male)
SMHP55	340 x 178 x 420 mm	11kg	N/A	N/A	1" BSP (female)	1" BSP (male)
SMHP75	340 x 178 x 420 mm	11.5kg	N/A	N/A	1" BSP (female)	1" BSP (male)
SMHP90	360 x 178 x 420 mm	11.9kg	N/A	N/A	1" BSP (female)	1" BSP (male)



Type	A	B	C	D	E	D-E	F	G	H
SMH35	192 mm	100 mm	178 mm	295 mm	230 mm	65 mm	85 mm	160 mm	50 mm
SMH45	192 mm	100 mm	178 mm	320 mm	230 mm	90 mm	85 mm	160 mm	75 mm
SMH55	192 mm	100 mm	178 mm	340 mm	250 mm	90 mm	105 mm	160 mm	75 mm
SMH75	192 mm	100 mm	178 mm	340 mm	250 mm	90 mm	105 mm	160 mm	75 mm

PUMP CONSTRUCTION MATERIALS

Component	Material
Pump casing	304 Stainless steel
Baffle	Technopolymer
Priming plug	304 Stainless steel
Impeller	Technopolymer
Diffuser	Technopolymer
Base	304 Stainless Steel
Seal flexible bellows	Nitrile
Seal stationary face	Ceramic
Seal rotating face	Carbon
Seal spring	304 Stainless Steel
Motor shaft	304 Stainless Steel
O'Rings	Nitrile

PUMP INFORMATION

Type	No. of stages	Noise levels dB(A)			
		Open valve -side	Shut valve -side	Open valve -rear	Shut valve -rear
SMH35	2	N/A	N/A	N/A	N/A
SMH45	3	64	62	60	60
SMH55	4	65	64	61	61
SMH75	4	70	66	66	62
SMH90	5	N/A	N/A	N/A	N/A

Distributed By:

ARGON
DISTRIBUTORS LTD

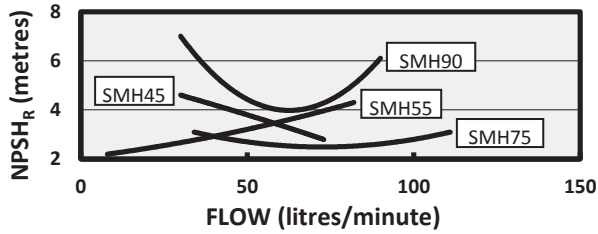
Freephone 0508 634 341 | Fax 09 634 7417

7 Monier Pl, Mt Wellington, Auckland 1060, New Zealand

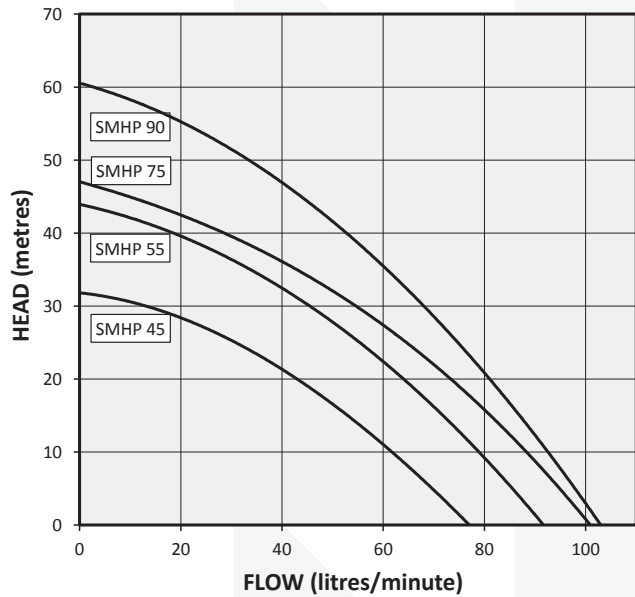
SMHP PERFORMANCE

Type	P/No	Delivery head [m]	5	10	15	20	25	30	35	40	45	50	55	60
SMHP45	SMHP450	Capacity [litres per minute]	69	61	52	43	31	14	-	-	-	-	-	-
SMHP55	SMHP550		86	80	73	65	56	46	35	20	0	-	-	-
SMHP75	SMHP750		96	89	82	74	65	56	44	31	12	-	-	-
SMHP90	SMHP900		98	93	87	82	75	68	62	49	45	34	21	5

NPSHR



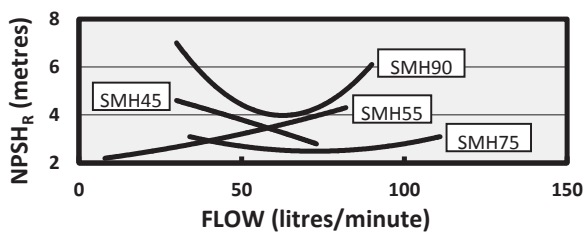
PERFORMANCE CURVE



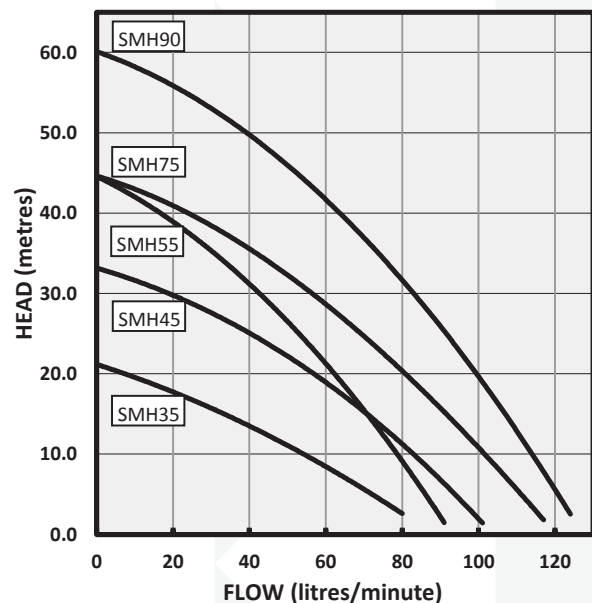
SMH/SMHK PERFORMANCE

Type	P/No	Delivery head [m]	5	10	15	20	25	30	35	40	45	50	55	60
SMH35	SMH350	Capacity [litres per minute]	73	54	33	7	-	-	-	-	-	-	-	-
SMH45	SMH450		94	83	71	57	40	19	-	-	-	-	-	-
SMHK45	SMHK450		86	78	71	62	53	42	31	16	-	-	-	-
SMH55	SMH550		111	101	91	80	69	56	41	23	-	-	-	-
SMHK55	SMHK550		121	114	107	99	91	83	74	64	53	40	24	0
SMH75	SMH750													
SMHK75	SMHK750													
SMH90	SMH900													
SMHK90	SMHK900													

NPSHR



PERFORMANCE CURVE



L100258 0615

Distributed By:



Freephone 0508 634 341 | Fax 09 634 7417
7 Monier Pl, Mt Wellington, Auckland 1060, New Zealand