Performance Graphs

ICP 100

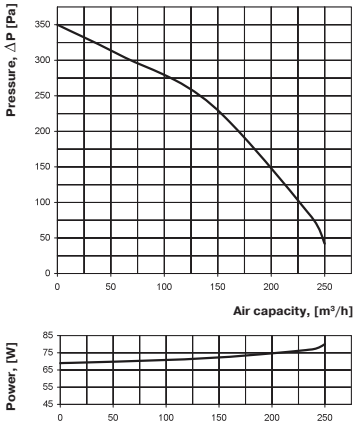

ICP100

Sound-power level		Octave-frequency band [Hz]								
	Hz	Gen	63	125	250	500	1000	2000	4000	8000
L_{wA} to inlet	dBA	71	51	65	70	66	60	57	53	38
L_{wA} to outlet	dBA	75	51	68	70	68	66	57	57	42
L_{wA} to environment	dBA	62	44	63	57	40	25	4	17	23

ICP 125

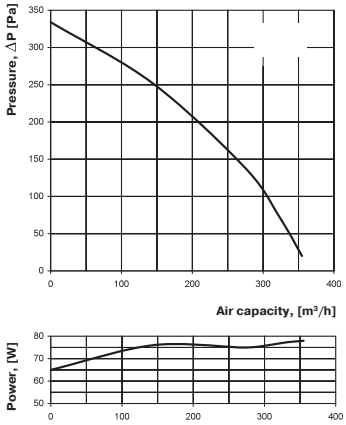

ICP125

Sound-power level		Octave-frequency band [Hz]								
	Hz	Gen	63	125	250	500	1000	2000	4000	8000
L_{wA} to inlet	dBA	74	55	65	66	70	63	61	52	40
L_{wA} to outlet	dBA	77	58	65	71	75	69	61	53	44
L_{wA} to environment	dBA	63	51	60	58	44	35	19	30	25

ICP 150

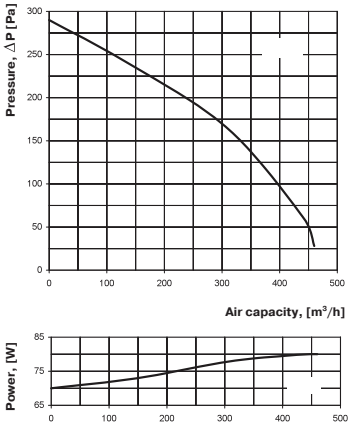

ICP150

Sound-power level		Octave-frequency band [Hz]								
	Hz	Gen	63	125	250	500	1000	2000	4000	8000
L_{wA} to inlet	dBA	70	43	63	62	65	63	60	50	38
L_{wA} to outlet	dBA	76	44	69	63	71	65	64	54	41
L_{wA} to environment	dBA	62	40	62	53	35	17	15	29	23

ICP 200

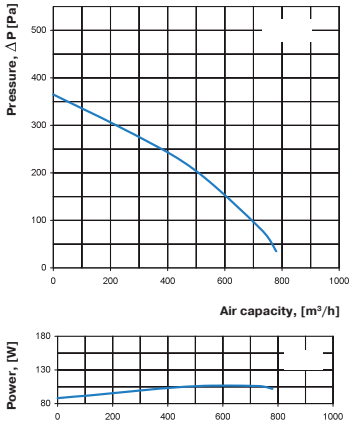

ICP200

Sound-power level		Octave-frequency band [Hz]								
	Hz	Gen	63	125	250	500	1000	2000	4000	8000
L_{wA} to inlet	dBA	76	47	65	65	70	63	61	61	49
L_{wA} to outlet	dBA	81	53	66	71	73	65	68	63	51
L_{wA} to environment	dBA	64	45	62	59	48	34	26	45	39

Note: 360*m³/hr* = 100*l/s*

ICP 250

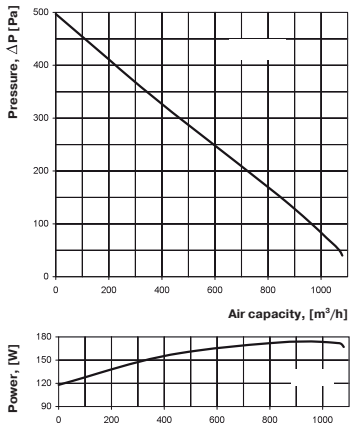

ICP 250

Sound-power level		Octave-frequency band [Hz]								
	Hz	Gen	63	125	250	500	1000	2000	4000	8000
L_{wA} to inlet	dBA	75	59	64	69	68	66	62	53	46
L_{wA} to outlet	dBA	73	62	68	71	72	70	62	55	50
L_{wA} to environment	dBA	67	58	62	61	50	41	37	45	38

ICP 315

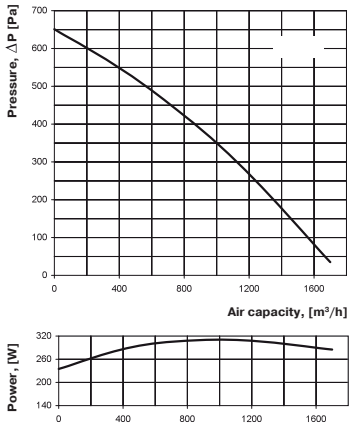

ICI 315

Sound-power level		Octave-frequency band [Hz]								
	Hz	Gen	63	125	250	500	1000	2000	4000	8000
L_{wA} to inlet	dBA	75	57	68	71	71	69	66	61	59
L_{wA} to outlet	dBA	79	58	68	76	74	67	68	66	59
L_{wA} to environment	dBA	70	54	63	64	56	44	53	57	50

Note: 360*m³/hr* = 100*l/s*

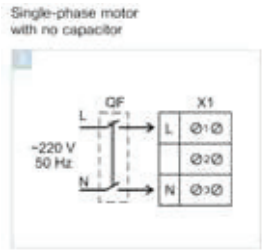

ICP fan wiring diagram
[for info only, refer the users manual with the fan]