



## M Series

The Davies Pumps Classic M series pumps are the original design that has been proven in use for over 50 years. They are a bare shaft pedestal mount pump driven from an external power source, engineered for years of efficient, reliable, low maintenance service. Cast Iron construction with Cast Iron or Gunmetal Bronze impeller for a wide range of applications including agricultural, commercial, industrial and marine.

### Pump Features

- Solid cast impeller, casing and housing.
- Gunmetal (corrosion resistant) or Cast Iron impeller.
- Compact back pull-out design.
- Sealed bearings for low maintenance and long wearing.
- Maximum liquid temp 110 degrees.

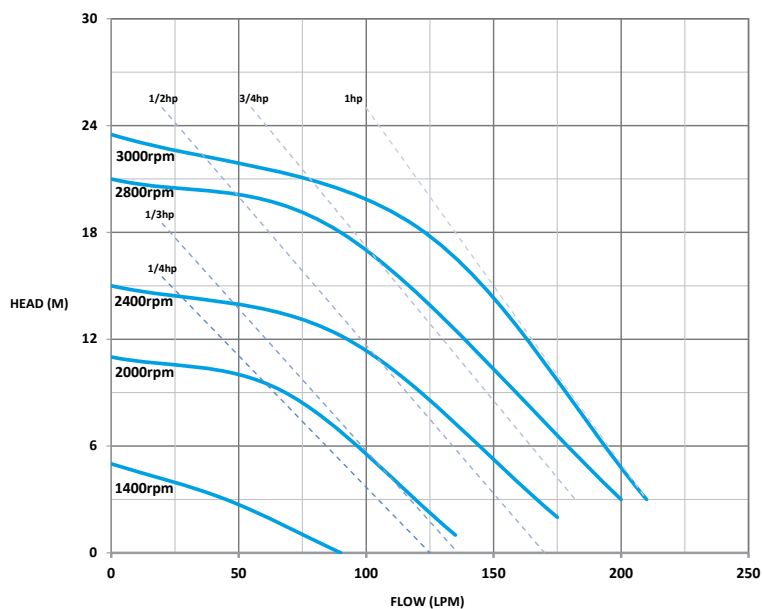


DAVIES CLASSIC M SERIES BARE SHAFT PUMPS	
Part No.	Model No.
Cast Iron Pump Body & Impeller	
225-D149179	M ¾
225-D149306	M 1 ¼
Cast Iron Pump Body & Gunmetal Impeller	
225-D149179G	M ¾
225-D149306G	M 1 ¼

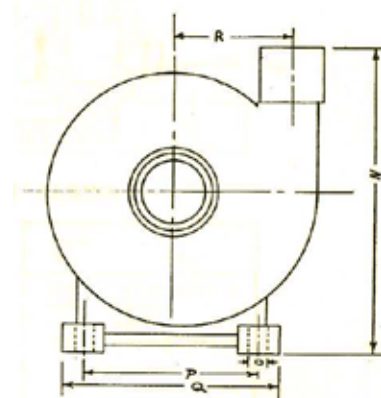
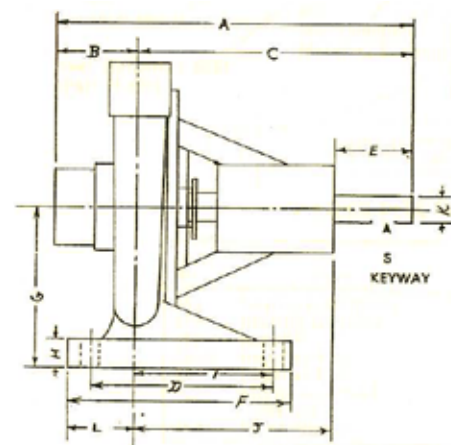
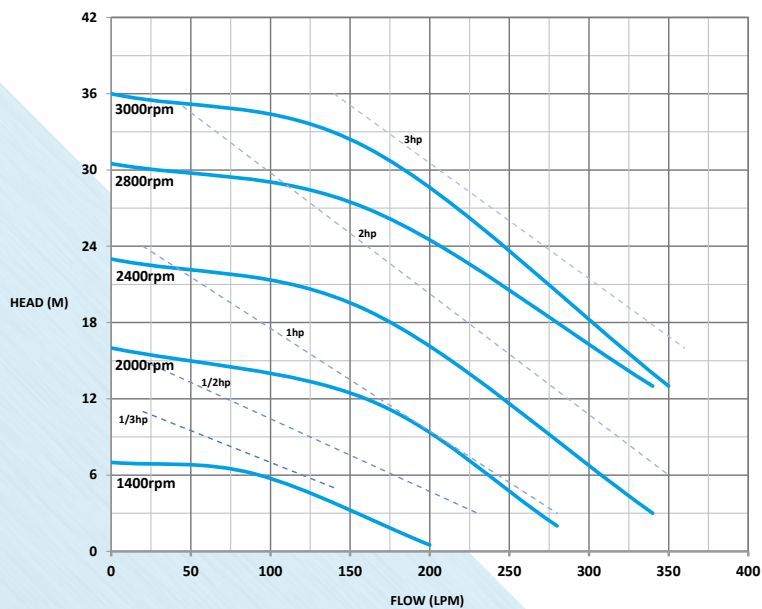


# M SERIES

## Performance: 3/4



## Performance: 1 1/4



### DIMENSIONS AND SPECIFICATIONS

Model No.	Height To Discharge	Height To Centre Of Inlet	Overall Length	Width	Shaft	Discharge	Inlet
M 3/4	200	105	240	175	5/8"	3/4"	1"
M 1 1/4	230	130	295	230	1"	1 1/4"	1 1/2"